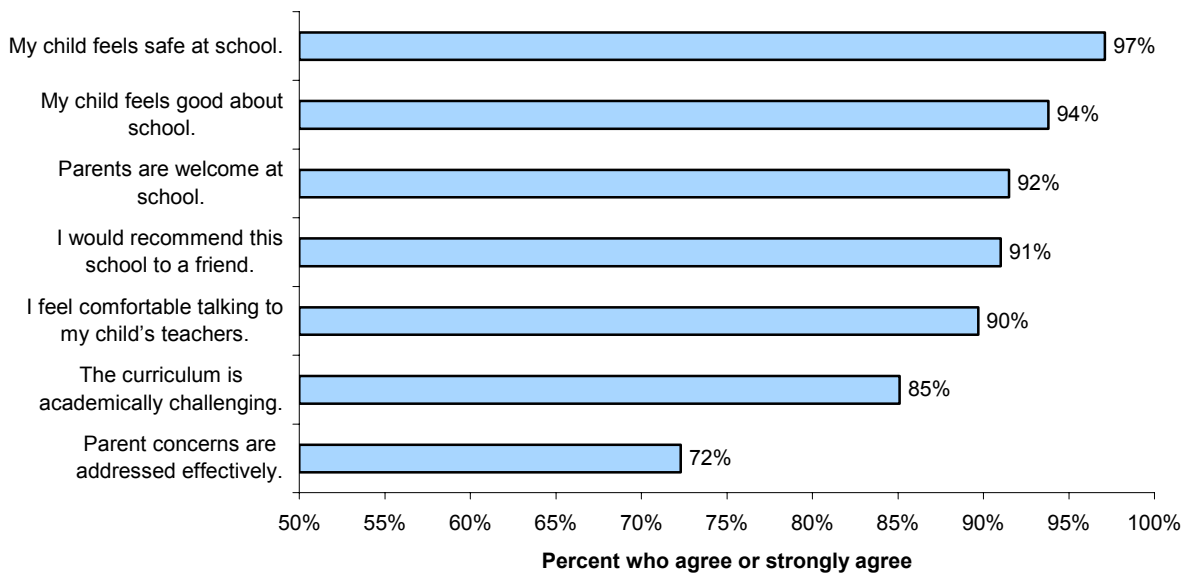


# Charlemagne Parents Survey Report May 2006

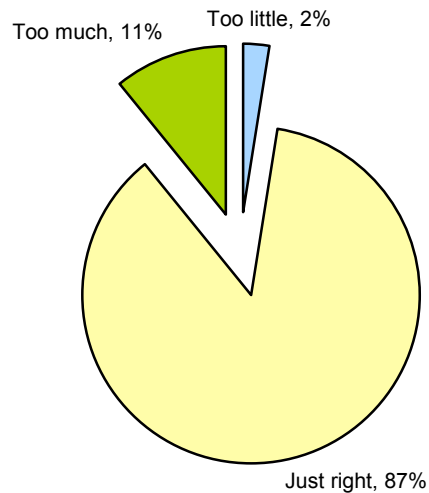
Thank you for taking the time to respond to the Charlemagne Parents Survey. A total of 178 surveys were returned out of 230 distributed, resulting in a 77% response rate; thanks to your participation, the information reported below is broadly representative of our parent community. Your willingness to share your experiences will help guide efforts to strengthen our school.

## Key Findings

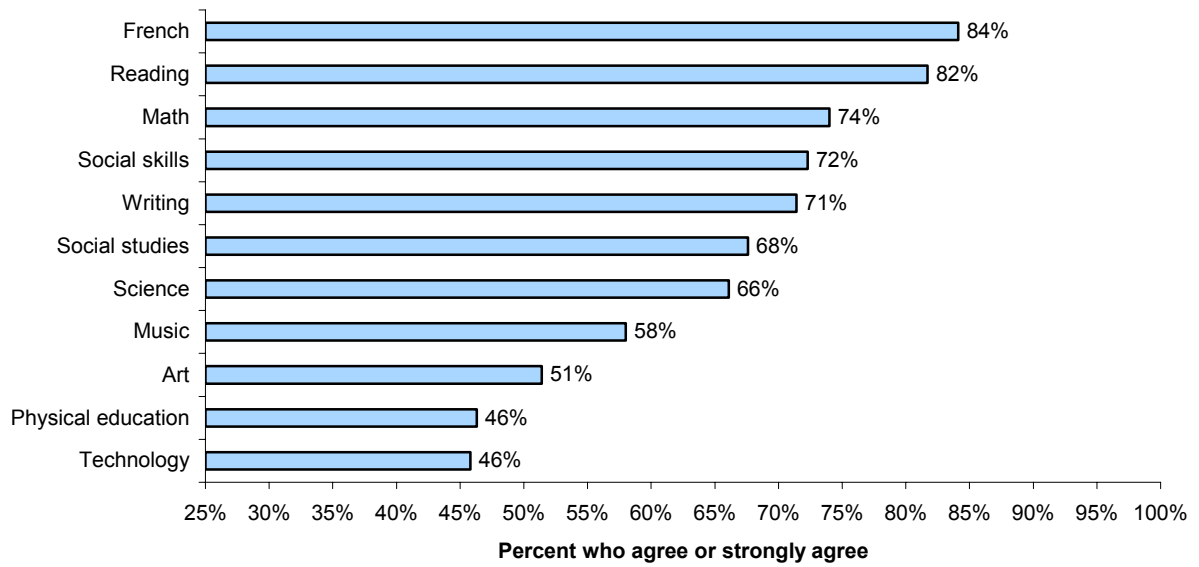
### Perceptions about Charlemagne



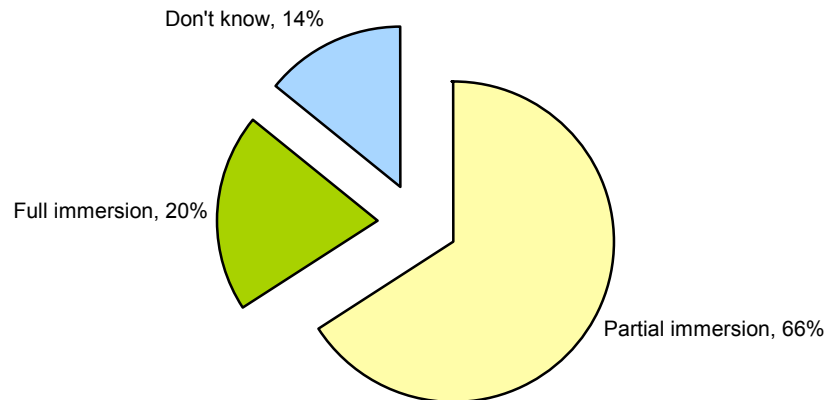
### The amount of homework my child is assigned is



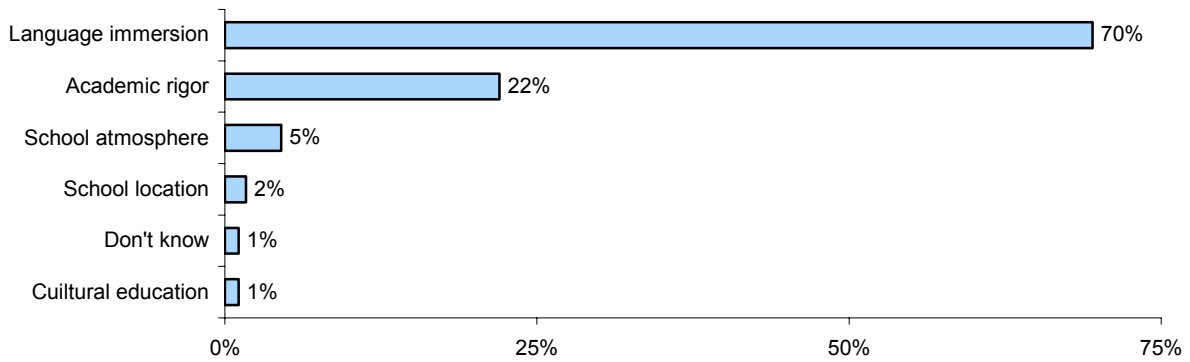
### I am satisfied with the curriculum



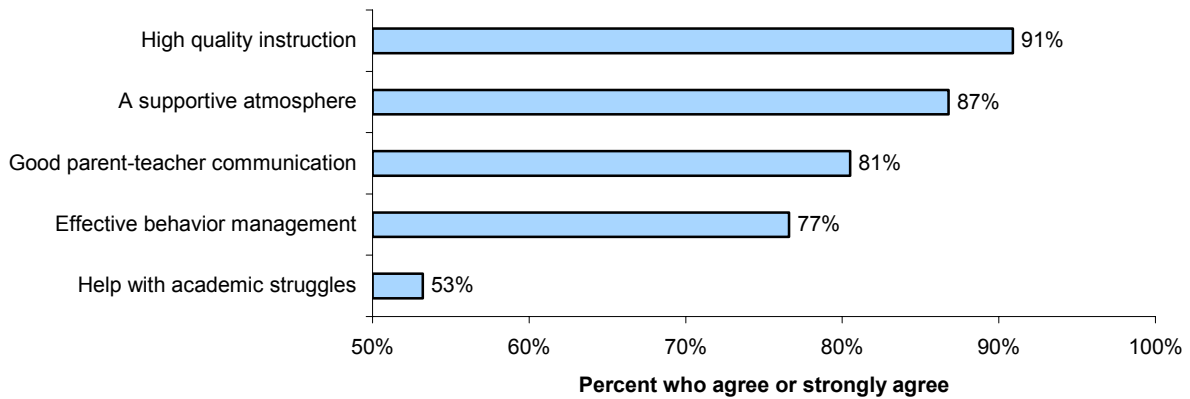
### I prefer the following approach to French immersion



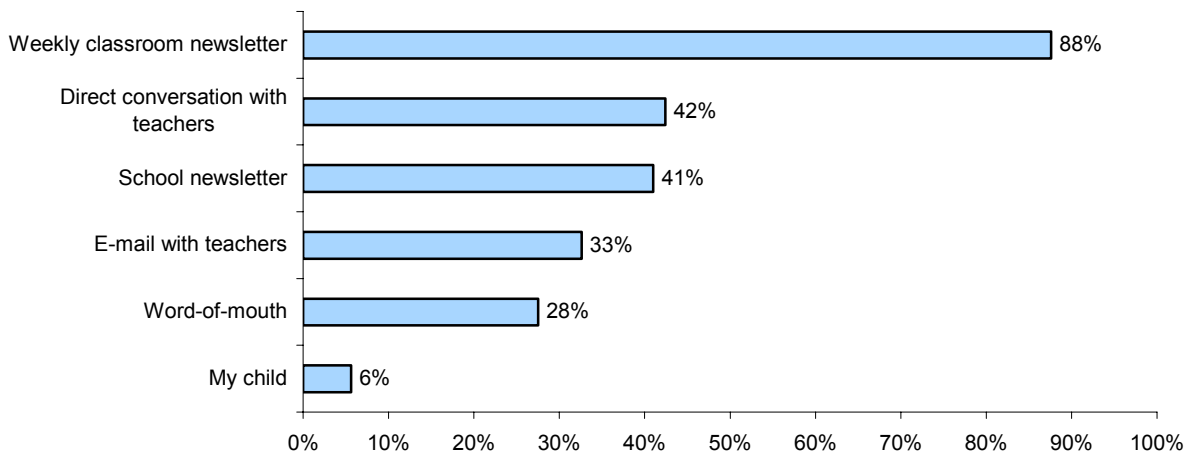
### The single most important reason I send my child to Charlemagne is



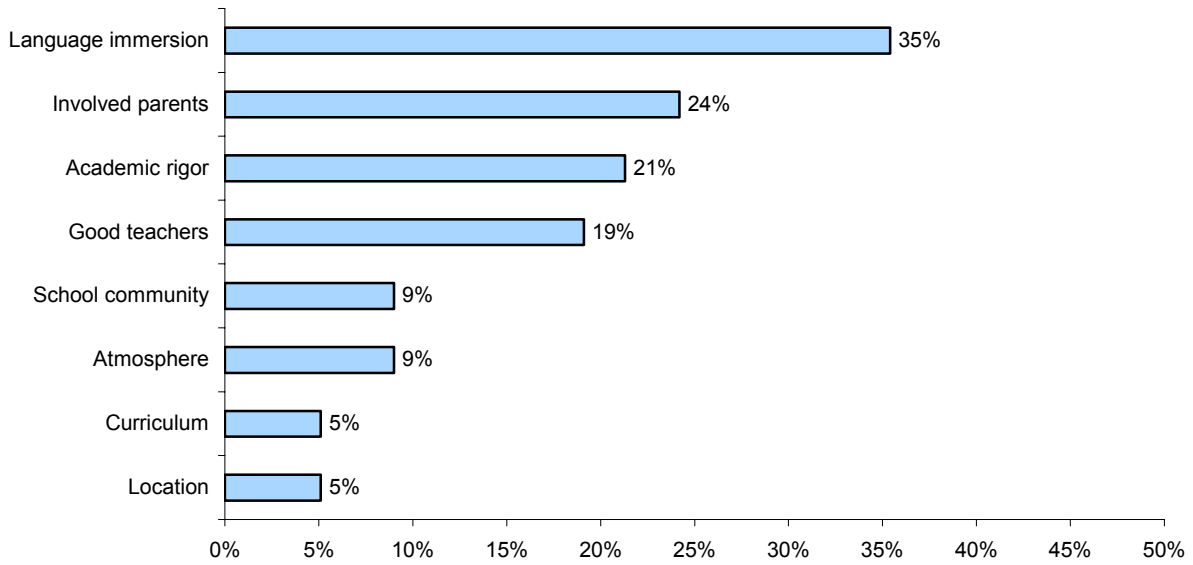
### Charlemagne provides my child with the following things



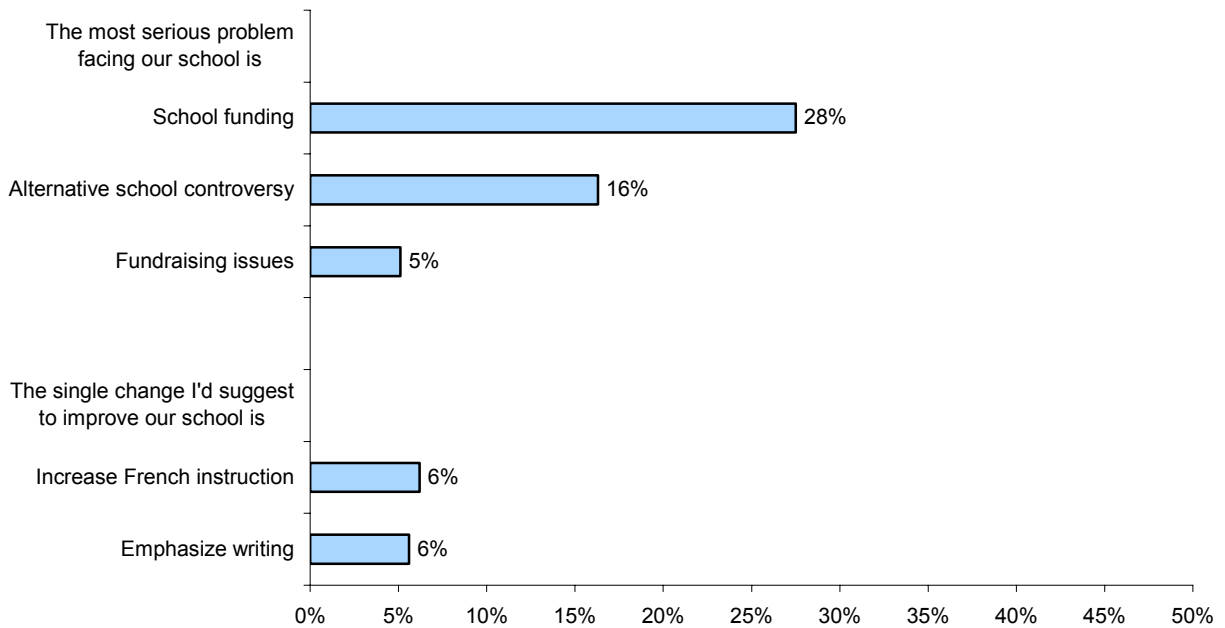
### I am informed about my child's education by



### What I like best about our school is



### Most serious problem and suggested changes



## Frequencies

My child feels good about school.	Strongly Disagree 0%	Disagree .6%	Neutral 5.1%	Agree 39.2%	Strongly Agree 54.5%	Don't Know .6%
My child feels safe at school.	Strongly Disagree 0%	Disagree 1.1%	Neutral 1.1%	Agree 32.6%	Strongly Agree 64.6%	Don't Know .6%
Parents are welcome at school.	Strongly Disagree 0%	Disagree 1.1%	Neutral 6.8%	Agree 39.5%	Strongly Agree 52.0%	Don't Know .6%
I feel comfortable talking to my child's teachers.	Strongly Disagree 0%	Disagree 2.3%	Neutral 8.0%	Agree 33.7%	Strongly Agree 56.0%	Don't Know 0%
Parent concerns are addressed effectively.	Strongly Disagree .6%	Disagree 4.6%	Neutral 16.8%	Agree 41.6%	Strongly Agree 30.6%	Don't Know 5.8%
The curriculum is academically challenging.	Strongly Disagree 1.1%	Disagree 4.6%	Neutral 8.6%	Agree 48.6%	Strongly Agree 36.6%	Don't Know .6%
The amount of homework my child is assigned is:		Too Little 2.4%	Just Right 86.7%	Too Much 10.9%		

I am satisfied with the curriculum.	Strongly Disagree	Disagree	Neutral	Agree	Strongly Agree	Don't Know
• Math	.6%	9.6%	15.3%	50.8%	23.2%	.6%
• French	.6%	3.4%	7.4%	50.0%	34.1%	4.5%
• Reading	2.3%	6.9%	8.6%	46.9%	34.9%	.6%
• Writing	2.3%	8.0%	15.4%	45.1%	26.3%	2.9%
• Science	0%	5.1%	20.9%	47.5%	18.6%	7.9%
• Social studies	.6%	4.0%	16.5%	48.3%	19.3%	11.4%
• Music	1.7%	14.8%	20.5%	39.8%	18.2%	5.1%
• Physical education	9.6%	13.6%	26.0%	33.3%	13.0%	4.5%
• Technology	2.3%	7.9%	28.8%	34.5%	11.3%	15.3%
• Art	4.0%	19.8%	22.0%	35.6%	15.8%	2.8%
• Social skills	2.3%	2.3%	20.3%	49.7%	22.6%	2.8%

I prefer the following approach to French Immersion:

Partial Immersion  
(half French/  
half English)  
65.9%

Full Immersion  
(French-only until 3<sup>rd</sup>  
grade)  
19.9%

Don't  
Know  
14.2%

The single most important reason I send my child to Charlemagne is: (check one only)

Language  
Immersion  
69.5%

Academic  
Rigor  
22.0%

Cultural  
Education  
1.1%

School  
Atmosphere  
4.5%

School  
Location  
1.7%

Don't  
Know  
1.1%

The other aspects of Charlemagne that are important to me are: (check all that apply)

Language  
Immersion  
38.4%

Academic  
Rigor  
61.6%

Cultural  
Education  
48.6%

School  
Atmosphere  
55.9%

School  
Location  
37.3%

Don't  
Know  
0%

Charlemagne provides my child with the following things he/she needs to succeed in school:	Strongly Disagree	Disagree	Neutral	Agree	Strongly Agree	Don't Know
• High quality instruction	0%	1.7%	6.3%	45.1%	45.7%	1.1%
• Good parent-teacher communication	.6%	5.2%	13.2%	47.1%	33.3%	.6%
• Help with academic struggles	1.2%	6.9%	15.6%	34.7%	18.5%	23.1%
• Effective behavior management	2.3%	2.9%	10.9%	40.6%	36.0%	7.4%
• A supportive atmosphere	.6%	1.7%	10.3%	48.3%	38.5%	.6%

I prefer the following model for parent-teacher conferences:

One-week conference period with half-day schedule, conference with both teachers  
71.3%

Two-day conference period with no school, conference with one teacher only  
24.7%

Don't Know  
4.0%

I am informed about my child's education by:

Weekly classroom newsletter  
87.6%

Direct conversation with teachers  
42.4%

E-mail with teachers  
32.6%

School newsletter  
41.0%

Word-of-mouth  
27.5%

Other: 5.6% said "my child"

We use the following French-language resources at home:

Dictionary  
76.9%

Online translations/pronunciation  
30.1%

French-speaking adult  
29.5%

Older sibling in the program  
30.6%

We have Internet access at home.

Yes  
96.0%

No  
4.0%

I would recommend this school to a friend.

Strongly Disagree  
1.7%

Disagree  
1.1%

Neutral  
5.6%

Agree  
33.3%

Strongly Agree  
57.6%

Don't Know  
.6%

What I like best about our school is (responses offered by at least 5% of respondents):

Language immersion—35.4%; Involved parents—24.2%; Academic rigor—21.3%; Good teachers—19.1%; Atmosphere—9.0%; School community—9.0%; Location—5.1%; Curriculum—5.1%

The most serious problem facing our school is (responses offered by at least 5% of respondents):

School funding—27.5%; Alternative school controversy—16.3%; Fundraising issues—5.1%

The single change I'd suggest to improve our school is (responses offered by at least 5% of respondents):

Increase French instruction—6.2%; Emphasize writing—5.6%